

SERVIZIO SANITARIO REGIONALE
EMILIA-ROMAGNA
Azienda Ospedaliero - Universitaria di Modena
Policlinico

UNIVERSITA' DEGLI STUDI DI
MODENA E REGGIO EMILIA

DIPARTIMENTO INTEGRATO
MATERNO INFANTILE
STRUTTURA COMPLESSA
DI OSTETRICIA E GINECOLOGIA

MODULO DI MEDICINA PRENATALE

INTERNATIONAL SYMPOSIUM ON:

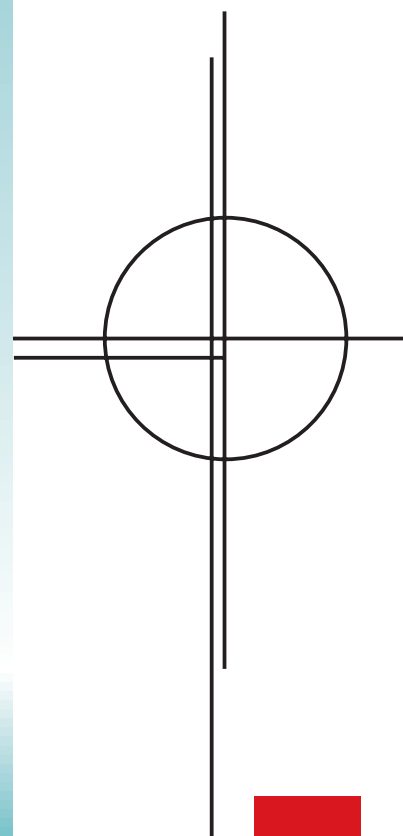
**INTRAPARTUM SONOGRAPHY:
A REVOLUTION IN THE
DELIVERY ROOM**

MODENA (Italy)

19-20 November

2010

Forum Guido Monzani
Via Aristotele 33/1
41100 Modena



HONORARY PRESIDENT

Volpe A. (Modena, Italy)

PRESIDENTS

Achiron R. (Tel Aviv, Israel)

Mazza V. (Modena, Italy)



SCIENTIFIC SECRETARIAT

Bertucci E. (Modena, Italy)

Pati M. (Modena, Italy)



ORGANIZING SECRETARIAT

For further informations

Please contact

mazza@unimo.it

or visiting official website

www.intrapartumsonography2010.com

OFFICIAL LANGUAGES

English and Italian

with simultaneous translation

SYMPOSIUM VENUE

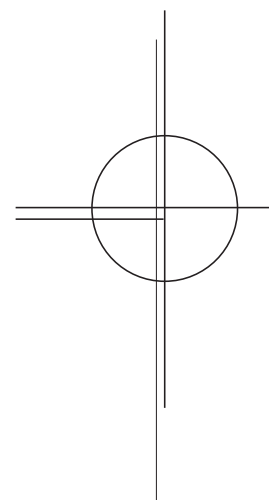
Forum Guido Monzani

Via Aristotele 33/1

41100 Modena

CHAIRMEN AND SPEAKERS

Achiron R.	(Tel Aviv, Israel)
Barbera A.F.	(Denver, USA)
Dietz H.P.	(Sidney, Australia)
Di Renzo G.C.	(Perugia, Italy)
Dupuis O.	(Lyon, France)
Ferrazzi E.	(Milano, Italy)
Genazzani A.R.	(Pisa, Italy)
Ghi T.	(Bologna, Italy)
Gilboa Y.	(Tel Aviv, Israel)
Henrich W.	(Berlin, Germany)
Kalache K.	(Berlin, Germany)
Lau W.L.	(Hong Kong, China)
Mazza V.	(Modena, Italy)
Nicolaides K.	(London, UK)
Nizard J.	(Paris, France)
Paladini D.	(Napoli, Italy)
Paltieli Y.	(Haifa, Israel)
Rosenn B.	(New York, USA)
Romero R.	(Detroit, USA)
Shek C.	(Sidney, Australia)
Silvan E.	(Tel Aviv, Israel)
Yagel S.	(Jerusalem, Israel)
Volpe A.	(Modena, Italy)
Zimmerman A.L.	(Tel Aviv, Israel)



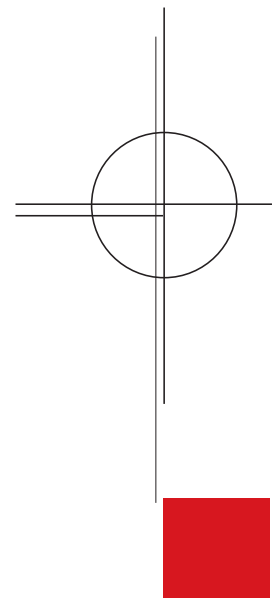
19th NOVEMBER 2010

- 8:00-8:30 **REGISTRATION**
- 8:30-8:45 ***GREETINGS BY THE AUTHORITIES***
- 8:45-9:00 **OPENING CERIMONY**

1ST DAY: NEW TECHONOLOGY IN THE DELIVERY ROOM

1ST SESSION

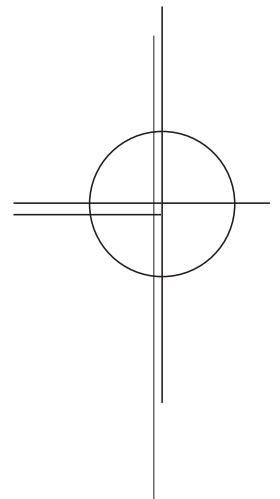
- 09:00- 09:20 ***INTRODUCTION: NEW HORIZONS IN THE DELIVERY ROOM***
- 09:30-09:50 ***SONOGRAPHY CHECK-IN THE DELIVERY ROOM***
- 10:00-10:20 ***FRIEDMAN PARTOGRAM: THE TIME OF REASSESSING?***
- 10:30-10:50 ***DEFINING FETAL STATION: BIRTH SIMULATOR FOR ASSESSING
THE RELIABILITY OF TRANSVAGINAL EVALUATION OF FETAL HEAD STATION***
- 11:00- 11:30 **COFFEE BREAK**
- 11:30-11:50 ***INTRAPARTUM ASSESSMENT OF THE FETAL HEAD ENGAGEMENT/
STATION BY SONOGRAPHY***
- 12:00-12:20 ***INTRAPARTUM SONOGRAPHY TO DETERMINATE FETAL OCCIPITAL
POSITION AND ITS CHANGES DURING LABOUR***
- 12:30-12:50 ***3D ULTRASOUND FOR CERVICAL DILATATION***
- 13:00-14:30 **LUNCH**



19th NOVEMBER 2010

2ND SESSION

- 14:30-14:50 ***A NOVEL TECHNOLOGY FOR MECONIUM DETECTION***
- 15:00-15:20 ***CONTINUOUS MONITORING OF CERVICAL DILATATION AND FETAL HEAD STATION USING A COMPUTERIZED LABOUR MONITOR: TECHNICAL ASPECTS***
- 15:30-15:50 ***DETERMINATION OF FETAL HEAD STATION AND POSITION DURING LABOUR: A NEW TECHNIQUE THAT COMBINES ULTRASOUND AND A POSITION-TRACKING SYSTEM***
- 16:00-16:20 ***SONOPELVIMETRY***
- 16:30- 16:50 ***A NEW SOFTWARE FOR QUANTITATIVE ASSESSMENT OF THE LABOUR PROGRESS***
- 17:00 ***OPEN ROUND TABLE***

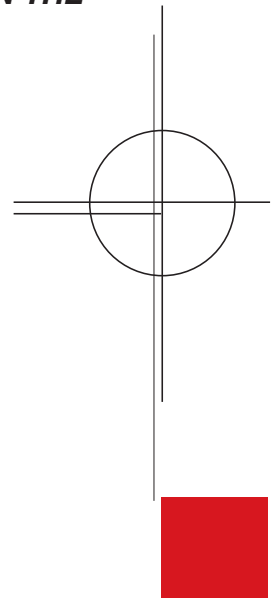


20th NOVEMBER 2010

2ND DAY

1ST SESSION: SONOGRAPHY IN THE SECOND STAGE OF LABOR

- 9:00-9:20 ***HEAD STATION AND DIRECTION RELATED TO THE INFRAPUBIC LINE BY
TRANSLABIAL SONOGRAPHY***
- 9:30-9:50 ***ANGLE OF PROGRESSION ON TRANSPERINEAL SONOGRAPHY:
TECHNICAL ASPECTS***
- 10:00-10:20 ***ANGLE OF PROGRESSION ON TRANSPERINEAL SONOGRAPHY:
ACCURACY AND CLINICAL IMPLICATIONS***
- 10:30-10:50 ***A COMPARISON BETWEEN DIFFERENT METHODS: WHICH IS THE BEST?***
- 11:00-11:30 **COFFEE BREAK**
- 11:30-11:50 ***DIAGNOSIS OF ROTATION OF FETAL HEAD WITH INTRAPARTUM
TRANSLABIAL ULTRASOUND***
- 12:00-12:20 ***WHAT IS THE BEST TRANSLABIAL ULTRASOUND PARAMETER FOR
PREDICTING SUCCESS OF VACUUM EXTRACTION?***
- 12:30-12:50 ***THE MIDWIVES EVOLUTION WITH NEW TECHNOLOGIES IN THE
DELIVERY ROOM***
- 13:00-14:30 **LUNCH**



20th NOVEMBER 2010

2ND SESSION

- 14:30-14:50 ***POST PARTUM PELVIC FLOOR RELAXATION: EVALUATION BY SONOGRAPHY***
- 15:00-15:20 ***INTRAPARTUM LEVATOR COMMON AND OCCULT TRAUMA VISUALIZATION BY TRANSLABIAL 3D ULTRASOUND***
- 15:30-15:50 ***CESAREAN SCARE: SONOGRAPHY EVALUATION AND CLINICAL IMPLICATIONS***
- 16:00-16:20 ***DIAGNOSIS OF PLACENTA ACCRETA***
- 16:30-16:50 ***PROPHYLACTIC PELVIC ARTERY CATHETERIZATION AND EMBOLIZATION IN WOMEN WITH PLACENTA ACCRETA: CAN IT PREVENT CESAREAN HYSTERECTOMY?***
- 17:00 ***OPEN ROUND TABLE***
- CONCLUSIONS***

